










**Topic:** Slope (gradient) [°]

**Author:** T. Hens

**Last updated:** 2000

	Description	Area [ha]	Proportion [%]
	>0 - 0.5	48.88	0.97
	>0.5 - 2	377.00	7.46
	>2 - 4	1165.80	23.06
	>4 - 7	1287.92	25.47
	>7 - 11	861.76	17.04
	>11 - 15	406.92	8.05
	>15 - 35	771.04	15.25
	> 35	12.12	0.24
	flat	52.68	1.04
	Island areas	71.92	1.42