










Topic: Aspect (Exposition)

Author: T. Hens

Last updated: 2000

	Description	Area [ha]	Proportion [%]
	north	31.52	0.62
	northeast	81.72	1.62
	east	300.64	5.95
	southeast	1177.52	23.29
	south	1878.28	37.15
	southwest	971.04	19.21
	west	389.36	7.70
	northwest	101.36	2.00
	flat	52.68	1.04